



EUROPEAN UNION

# Presentation of the European Higher Education Sector Observatory (EHESO)

Meeting of Eurydice Network Heads of Unit

Mantas Pupinis, EHESO Project Manager

*14 October 2025*

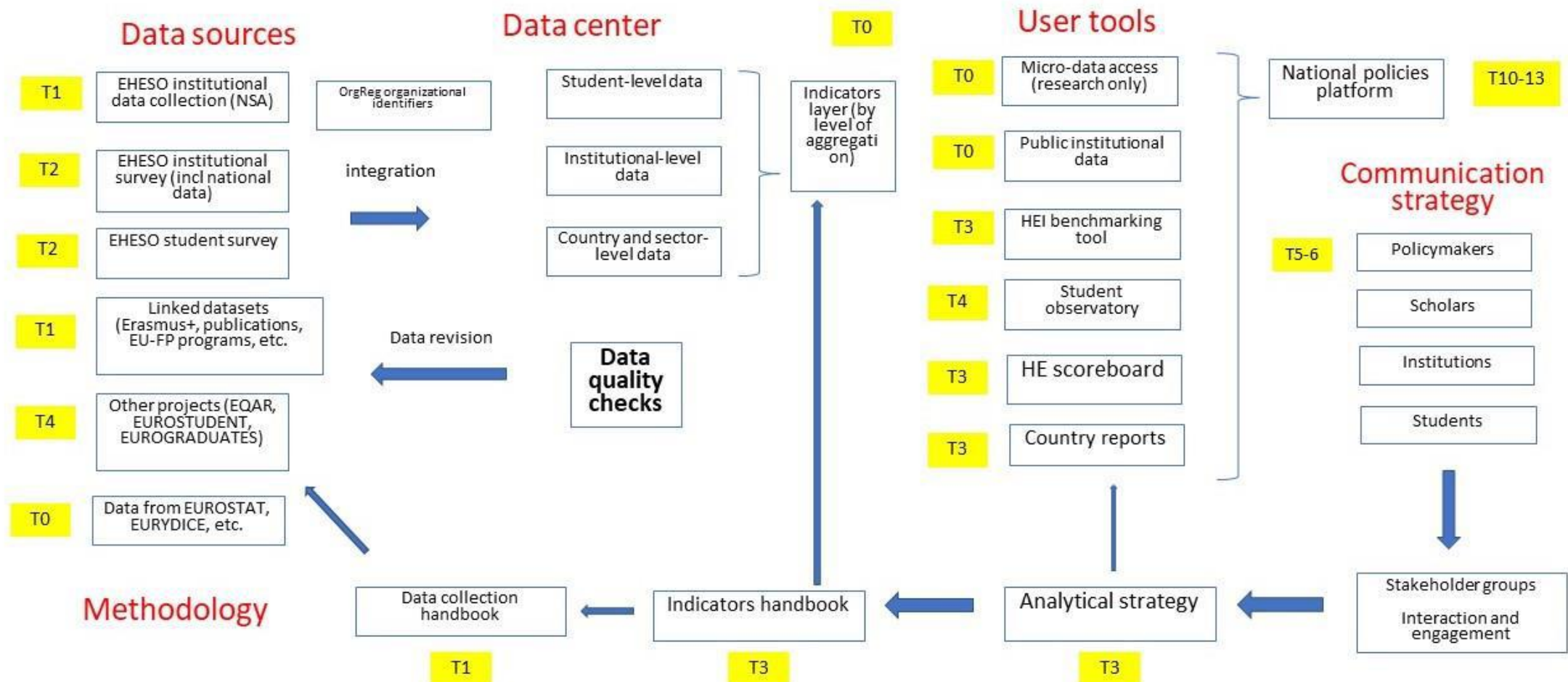
Erasmus+  
Enriching lives, opening minds.

Higher education

# Focus of the presentation

- Objectives and structure of EHESO
- EHESO web presence
- Key future steps to look forward to, including the launch of major interactive tools
- Discussion
  - Potential use of EHESO in national contexts
  - Potential integration of Eurydice higher education data (academic calendars, fees and support, etc.) within EHESO
  - Any other questions

# EHESO components and tasks



# What is the purpose of EHESO?

*The European Higher Education Sector Observatory (EHESO) is a user-centred data and information platform on the higher education sector in Europe. The Observatory enables the comparison, analysis, and showcasing of the sector's performance across multiple levels, actors, and themes.*

**Enhanced  
transparency**

**Comparative  
analysis**

**Policy  
formulation  
and  
monitoring**

**Institutional  
development**

**Student  
empowerment**



## European Higher Education Sector Scoreboard

An interactive data visualisation platform presenting higher education indicators at country level, organised along key EU higher education policy objectives.



## Benchmarking Tool for Higher Education Institutions

An interactive tool for higher education institutions to benchmark and compare with a large sample of European and international peers.



## Strategic Transformation Toolbox

Tools and resources for higher education institutions, policymakers and students to support their strategic ambitions.



## Microdata Access

An Open Access Data Centre offering open access to the EHES0 microdata.



## European Student Observatory (by 2026)

A tool to inform students about the comparative diversity of university profiles and study programmes.



## News

Latest news related to EHES0.



## Events

Information about the upcoming and past EHES0 events.



## Methodology and Technical Documentation

Data gathering and analysis methodology applied to produce EHES0 user tools.

# Let's dive deeper to see what EHESO website already offers!

Live demonstration

# Key next steps

Launching interactive tools: institutional benchmarking tool and student benchmarking tool

# Institutional benchmarking tool: 'at a glance' view – let's have a look how it works!

## EHESO Benchmarking Tool for Higher Education Institutions: At a Glance View

Reference year : 2022

Select focal institution ☐

Charles University in Prague

\*hover over the title to see the full list of peer institutions

### Key performance dimensions

- Resources (1)
- Teaching & Learning (6)
- Research (4)
- Knowledge Transfer (6)
- Regional Engagement (3)
- International Orientation (4)
- Societal Challenges (8)



### Summary

In 2022, your institution recorded high scores among peers in 1 out of 7 dimensions.

Your institution recorded particularly high values in the **Teaching & learning** dimension, with the **Master degree orientation** indicator being one of the highest among peers.

In contrast, your institution recorded comparatively lower values in the **Regional engagement** dimension among peers, especially with regards to **Share of international joint publications**.

Peers

Comparisons

Details

Download

Peer institutions

Display top

1-4

5-8

9-12

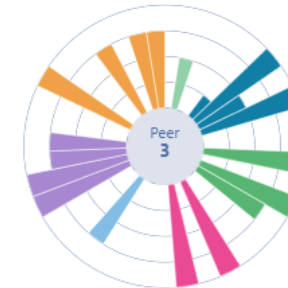
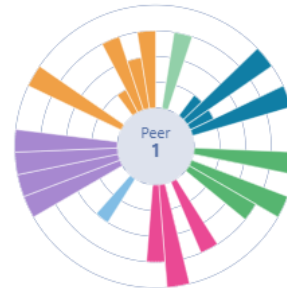
13-15

University of Geneva

University of Copenhagen

University of Tartu

University of Basel



Preferred institutions

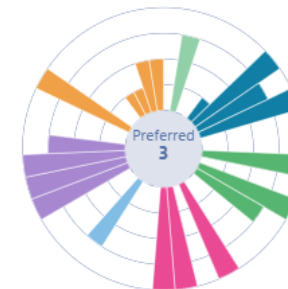
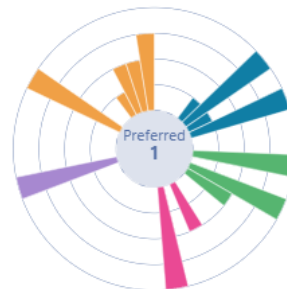
Customise

Palacký University, Olomouc

Maastricht University

KU Leuven

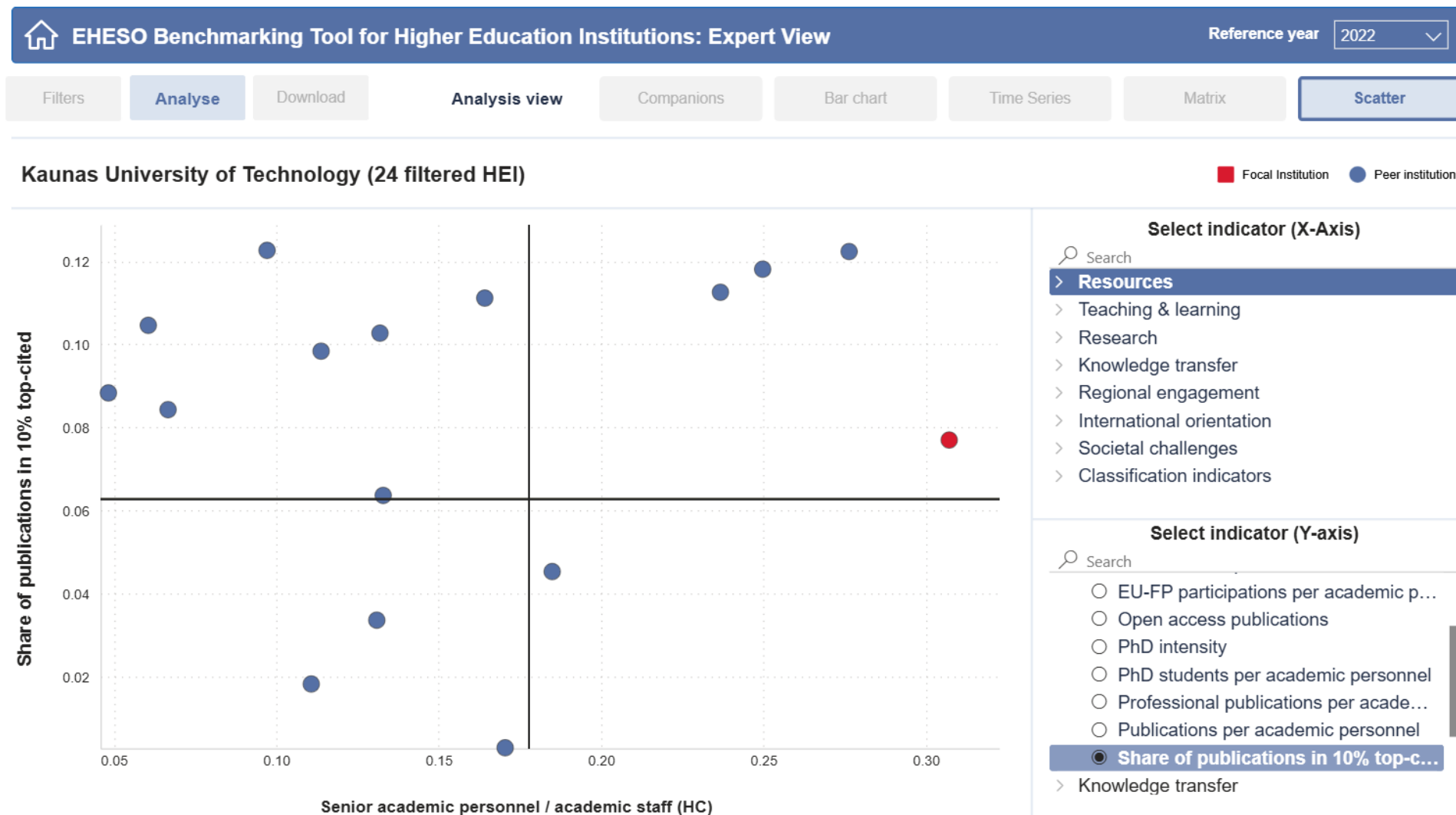
Sofia University St. Kliment Ohridski





# Institutional benchmarking tool: 'expert' view

## – let's have a look how it works!



# What is the plan for the student benchmarking tool?

Let's look at the sketches



Define your preferences

Select institutions

See institutional profiles

See what students say

# What kind of institution are you looking for?

## Please select your personal preferences and priorities

### Please select your study preferences!

Which degree level are you aiming for?

- ☐ Bachelor/Undergraduate  
☐ Master/Graduate

Which field of education do you want to study?

[Dropdown menu with 12 fields]

Your field is not listed? Then you can look for information on the entire institution.

☐ Go without selection of fields

### Which kind of institutions are you looking for?

Size of the institution

- ☐ small ☐ medium size ☐ large

Scope of fields offered

- ☐ broad ☐ specialised in your field

Research intensiveness

- ☐ low ☐ medium ☐ high

International orientation

- ☐ low ☐ medium ☐ high

Maximum tuition fees\*

- ☐ no fees ☐ medium ☐ all universities

alternatively:

maximum amount of fee you want to spend:  €/year

### Which countries are your options?

- ☐ Whole Europe  
☐ Whole EU

Or select countries:

[Dropdown menu with countries]

[Define your preferences](#)**Select institutions**[See institutional profiles](#)[See what students say](#)

These institutions match your selection.

Please select (up to 10) institutions you want to explore further

- ☐ University A
- ☐ University B
- ☐ University C
- ☐ University D
- ☐ University E
- ☐ University F
- ☐ University G
- ☐ .....



Map (with focus on Europe) from  
Institutional Benchmarking (BM) Tool

[Go back to your  
preferences](#)[Go to institutional profiles](#)



Define your preferences

Select institutions

See institutional profiles

See what students say

Institution	University A	University B	University C	University D
Country	Belgium	France	Germany	Italy
City	Brussels	Lyon	Cologne	Milano
Founded in	1927	1678	1975	2001
Number of of students	4500	2500	36000	18650
Bachelor : Master students:PhD students	60:40:00	40:40:20	50:40:10	100:00:00
Female students	55,00%	62,00%	35,00%	17,00%
Students: staff ratio	12:1	8:1	28:1	14:1
International degree students	10,00%	23,00%	5,60%	7,40%
ERASMUS+ incoming students	3,50%	4,60%	12,70%	6,80%
ERASMUS+ outgloing students	5,50%	3,60%	9,20%	5,80%
Joint degree programmes	10%	2%	15%	12%
% foreign language BA programmes	23%	15%	7%	35%
No of online programmes	22,00%	15,00%	65,00%	12,00%
Cost of living index city				



Eventually presented like bar charts in Institutional BM Tool advanced

View the full view of the EHESO profile of these institutions



Sunburst charts from Institutional BM tool (enlargeable)

Go back to the selection of institutions

Go to students' views



Define your preferences

Select institutions

See institutional profiles


**See what students say**

Field selected in Step 1


**Physics**

Overall learning experience  
Quality of teaching  
Organisation of the programme  
Research orientation of programme  
Inclusion of work practice  
Contact with teachers  
Opportunities to study abroad  
Digital teaching  
IT facilities  
Libraries  
Infrastructure  
Openness to diversity  
Engagement in sustainability

University A (NL)



University B (DE)



University C (F)



....



Go back to your preferences

Go back to selection of institutions

Go back to institutional profiles



### Groups of Variables

#### ☐ Identifying Variables

0 of 7 variables selected

This group of variables includes all variables needed to identify HEIs. Use this group as basis for further selections.

#### ☐ Core Set of Data

0 of 42 variables selected

The ETER core dataset is a collection of totals in order to give quick access to the most relevant variables. Additionally, key descriptors are included in order to support data analysis.

#### ☐ Core Set of Data (+ flags and remarks)

0 of 80 variables selected

The ETER core dataset is a collection of totals in order to give quick access to the most relevant variables. Additionally, key descriptors are included in order to support data analysis.

☐ Select All Variables ☐ Select all Filtered Variables

Variables selected: 0

#### Basic institutional descriptors

☐ Select All

- ☐ ETER ID Year
- ☐ ETER ID
- ☐ National identifier
- ☐ ROR ID
- ☐ WHED ID
- ☐ Institution Name
- ☐ English Institution Name
- ☐ Reference year
- ☐ Institution Acronym
- ☐ Country Code
- ☐ Legal status
- ☐ Notes on institution name
- ☐ Institution Category - National Language
- ☐ Institution Category - English
- ☐ Institution Category standardised
- ☐ Notes on institution category
- ☐ Foundation year
- ☐ Notes on foundation year

#### Geographic information

☐ Select All

- ☐ Region of establishment (NUTS 2)
- ☐ Region of establishment (NUTS 3)
- ☐ Sub-Country
- ☐ Notes on region of establishment
- ☐ Name of the city
- ☐ Geographic coordinates - latitude
- ☐ Geographic coordinates - longitude
- ☐ Postcode
- ☐ Multi-site institution
- ☐ NUTS 3 codes of other campuses
- ☐ Multi-site institution - City
- ☐ Multi-site institution - Latitude
- ☐ Multi-site institution - Longitude
- ☐ Multi-site institution - Postcode
- ☐ Notes on multisite institution

#### Expenditures

☐ Select All

- ☐ Personnel expenditure (NC)
- ☐ Personnel expenditure (EURO)
- ☐ Personnel expenditure (PPP)
- ☐ Flag Personnel expenditure
- ☐ Non-personnel expenditure (NC)
- ☐ Non-personnel expenditure (EURO)
- ☐ Non-personnel expenditure (PPP)
- ☐ Flag Non-personnel expenditure
- ☐ Expenditure unclassified (NC)
- ☐ Expenditure unclassified (EURO)
- ☐ Expenditure unclassified (PPP)
- ☐ Flag Expenditure unclassified
- ☐ Total Current expenditure (NC)
- ☐ Total Current expenditure (EURO)
- ☐ Total Current expenditure (PPP)
- ☐ Flag Total current expenditure
- ☐ Capital expenditure (NC)
- ☐ Capital expenditure (EURO)

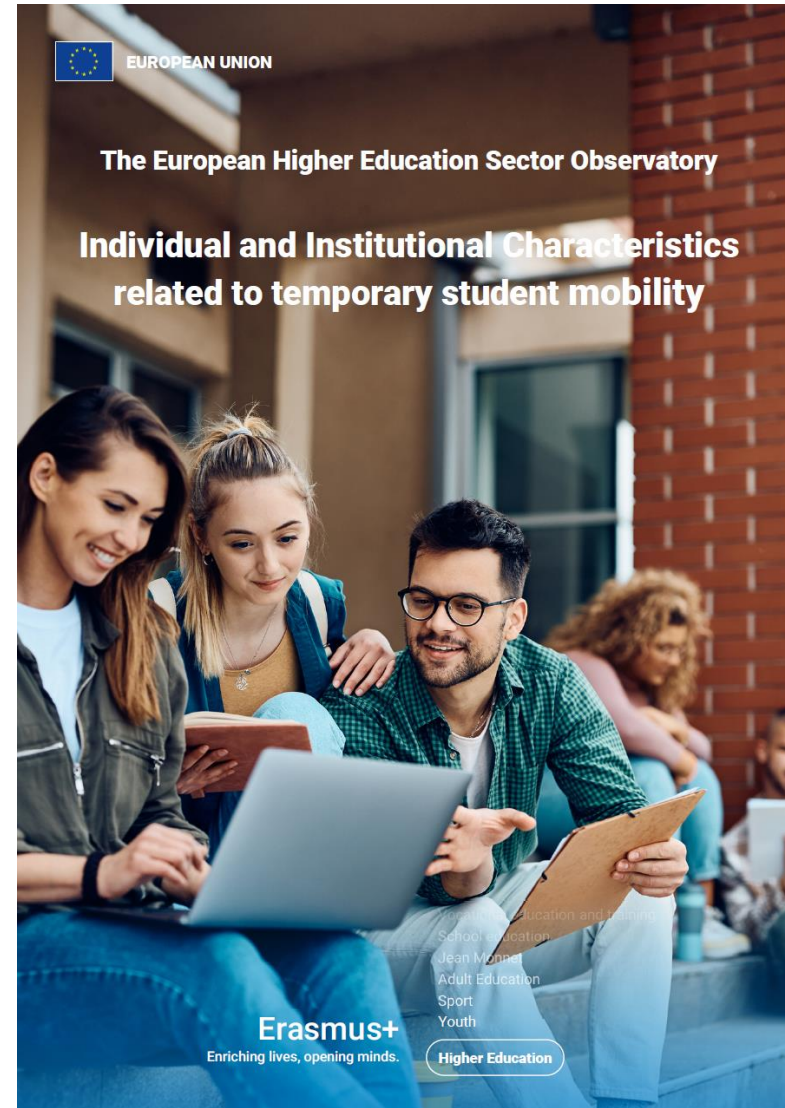
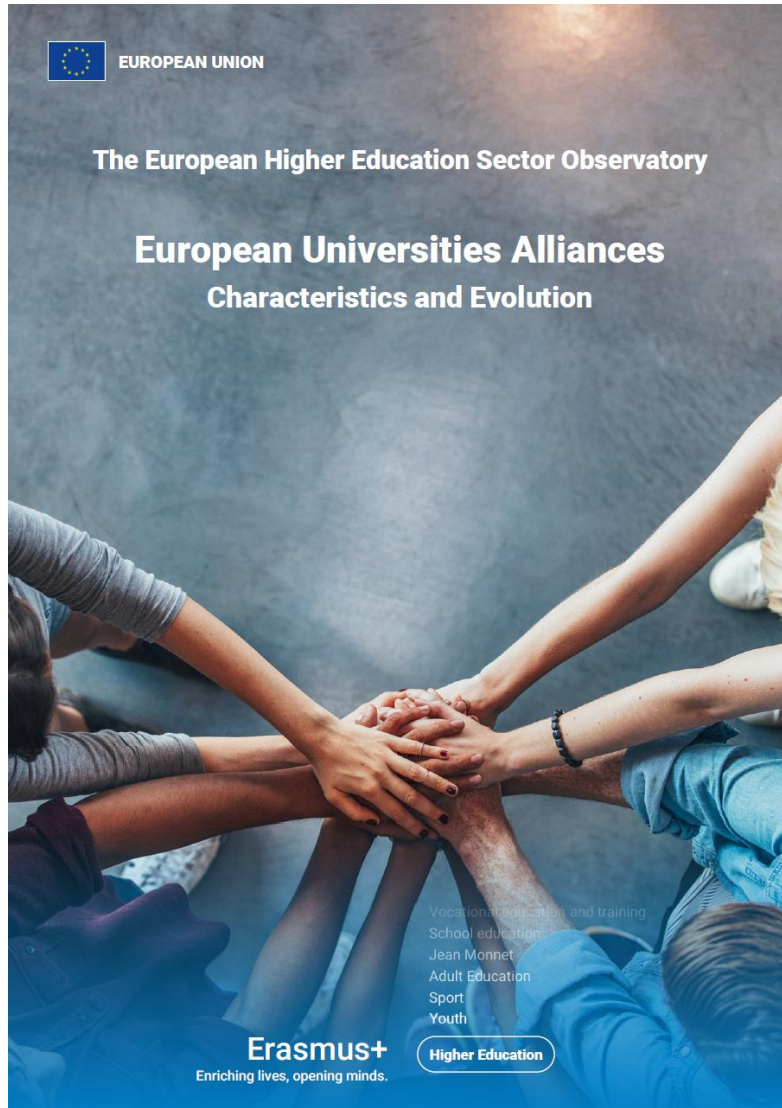
#### Revenues

☐ Select All

- ☐ Basic government allocation (NC)
- ☐ Basic government allocation (EURO)
- ☐ Basic government allocation (PPP)
- ☐ Flag Basic government allocation
- ☐ Other core budget (NC)
- ☐ Other core budget (EURO)
- ☐ Other core budget (PPP)
- ☐ Flag other core budget
- ☐ Total core budget (NC)
- ☐ Total core budget (EURO)
- ☐ Total core budget (PPP)
- ☐ Flag Total core budget
- ☐ Public third party funding (NC)
- ☐ Public third party funding (EURO)
- ☐ Public third party funding (PPP)
- ☐ Flag Public third party funding
- ☐ Private third party funding (NC)
- ☐ Private third party funding (EURO)



# Thematic analytical reports series





Get in touch with us!

Subscribe to  
our newsletter

Discover the  
EHESO data  
tools

Participate in  
our surveys

Join our  
training  
sessions and  
workshops

## Contact

[Subscribe to our newsletter](#)



Luxembourg: Publications Office of the European Union, 2024  
PDF EC-05-24-487-EN-N ISBN: 978-92-9488-735-1 doi:10.2797/443763  
Print EC-05-24-487-EN-C ISBN: 978-92-9488-736-8 doi: 10.2797/668616  
© European Union, 2024

The reuse policy of European Commission documents is implemented by Commission Decision 2011/833/EU of 12 December 2011 on the reuse of Commission documents (OJ L 330, 14.12.2011, p. 39). Unless otherwise noted, the reuse of this document is authorised under the Creative Commons Attribution 4.0 International (CC BY 4.0) licence (<https://creativecommons.org/licenses/by/4.0/>). This means that reuse is allowed provided appropriate credit is given and any changes are indicated. For any use or reproduction of elements that are not owned by the European Union, permission may need to be sought directly from the respective rightsholders. The European Union does not own the copyright in relation to any images that do not carry the copyright indicator © European Union.

Photo Credits: back page © stock.Adobe.com, front page © istockphoto



EUROPEAN UNION



**EHESO European Higher  
Education Sector Observatory**

Vocational education and training  
School education  
Jean Monnet  
Adult Education  
Sport  
Youth

**Erasmus+**  
Enriching lives, opening minds.

**Higher education**



EUROPEAN UNION

# Discussion

Questions & answers

# Thank you!

**PPMi**

**CHE**  
Centrum für  
Hochschulentwicklung

**AIT**  
AUSTRIAN INSTITUTE  
OF TECHNOLOGY

JOANNEUM  
RESEARCH



**chelps**  
Center for  
Higher Education  
Policy Studies